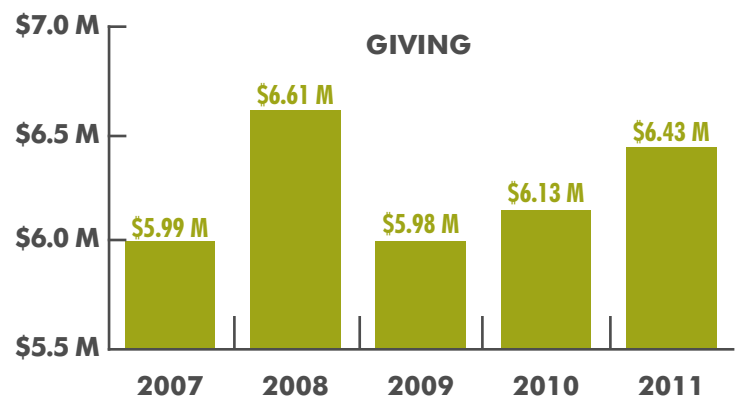
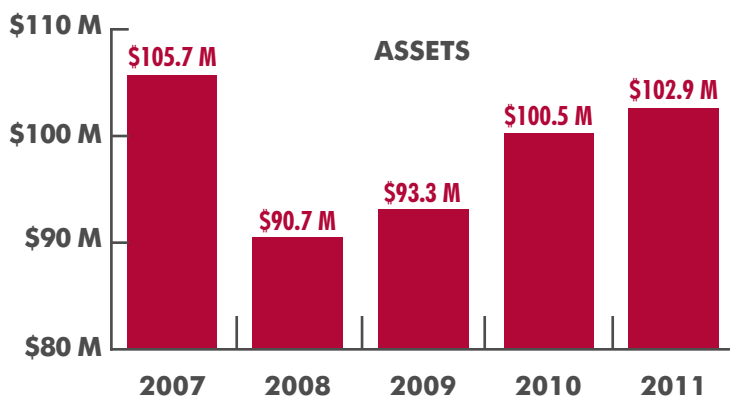


California FOUNDATIONS: A SNAPSHOT

FOUNDATIONS IN FOCUS¹

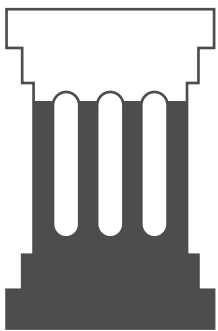
In **2011**, **7,768** foundations called California home, nearly one out of every ten foundations in the U.S. They held assets of **\$103 billion**—about 16% of all U.S. foundation assets—and accounted for **\$6.4 billion** in giving, or 13% of the grantmaking dollars of all U.S. foundations.

California foundations were hard hit by the “Great Recession,” but assets and giving are slowly nearing their pre-recession levels.




Most of California’s foundations are young, having been established in the last 20 years.²

Community foundations play a distinctive role, largely fueled by the popularity of donor-advised funds and the trend toward “giving while living.”



71%
OF ALL
FOUNDATIONS

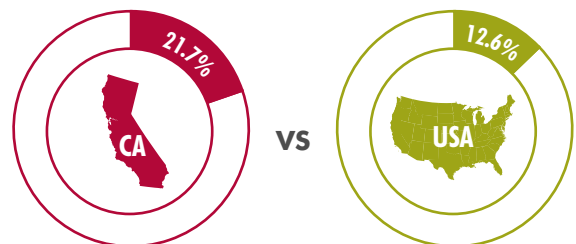


39.2%
OF ALL
FOUNDATION
ASSETS

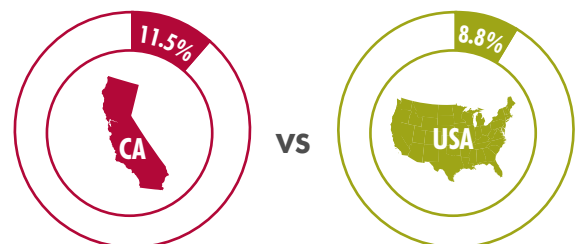


52.6%
OF ALL
FOUNDATION
GIVING

% Of Gifts Received by Foundations that Went to Community Foundations



% Of Foundation Giving Made By Community Foundations

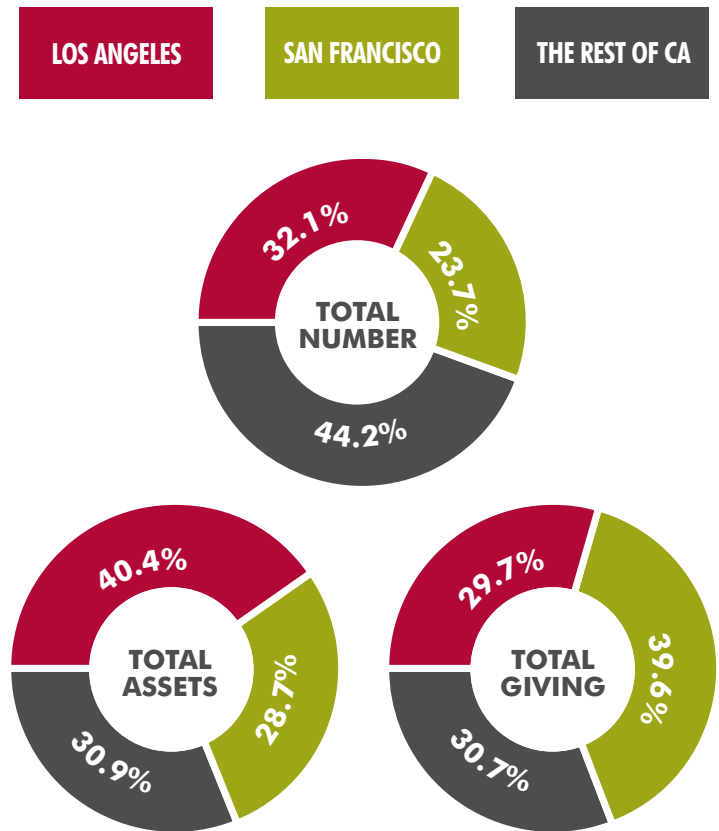
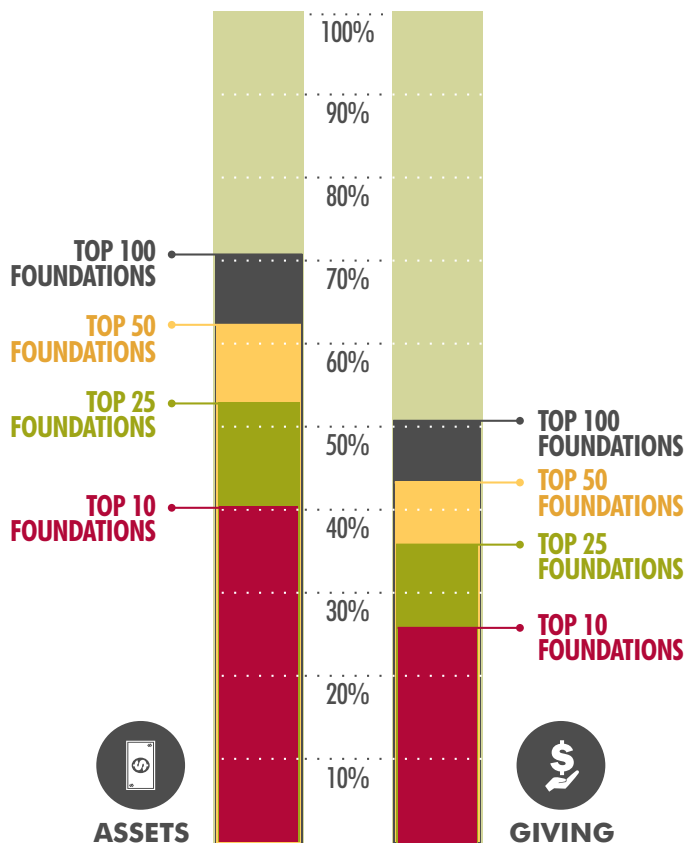


¹ Fiscal data is based on The Foundation Center’s grantmaking database (circa 2011), which includes all independent and family, corporate, community and operating foundations that reported giving. Excluded from these figures are approximately 15,000 foundations that did not report giving in their latest fiscal year. Data is not inflation adjusted.

² Based on The Foundation Center’s survey of grantmaking foundations with at least \$1 million in assets or making grants of \$100,000 or more in 2010-2011.

A handful of the largest foundations in the state hold the great majority of foundation assets and are responsible for most foundation giving in California.

The majority of the state's foundations and two-thirds of foundation assets and giving are located in Los Angeles County and the San Francisco Bay Area.³



TOP CALIFORNIA FOUNDATIONS

BY TOTAL ASSETS

| | |
|--------------------------------------|-----------|
| J. Paul Getty Trust ⁴ | \$10.48 B |
| William and Flora Hewlett Foundation | \$7.30 B |
| David and Lucile Packard Foundation | \$5.80 B |
| Gordon and Betty Moore Foundation | \$5.37 B |
| The California Endowment | \$3.66 B |
| Conrad N. Hilton Foundation | \$2.13 B |
| Silicon Valley Community Foundation | \$2.08 B |
| Eli & Edythe Broad Foundation | \$1.69 B |
| The James Irvine Foundation | \$1.55 B |
| Annenberg Foundation | \$1.53 B |

BY TOTAL GIVING

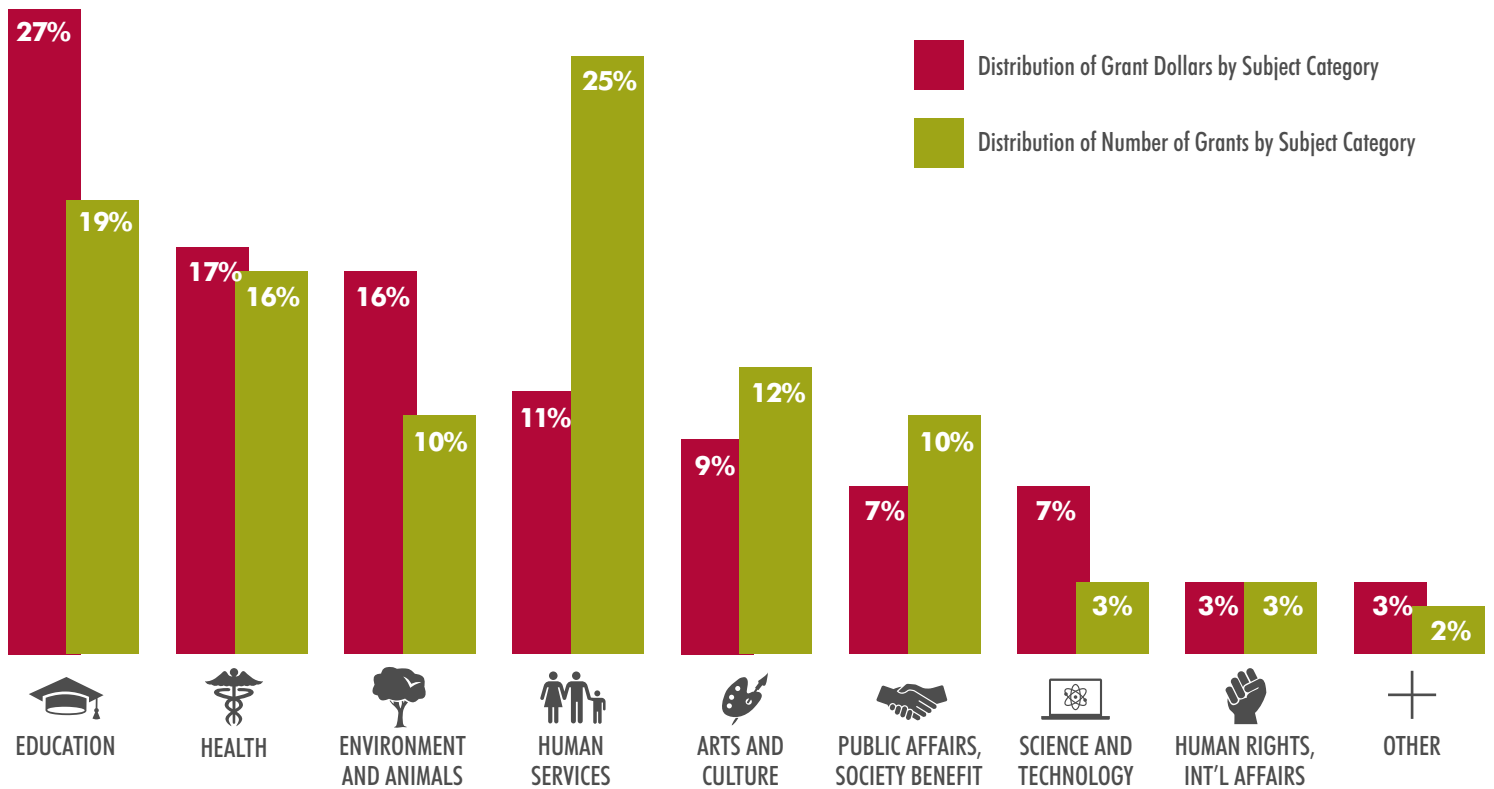
| | |
|--------------------------------------|-----------|
| Genentech Access to Care Foundation | \$553.4 M |
| William and Flora Hewlett Foundation | \$353.6 M |
| Silicon Valley Community Foundation | \$249.1 M |
| David and Lucile Packard Foundation | \$245.2 M |
| Gordon and Betty Moore Foundation | \$241.9 M |
| Annenberg Foundation | \$179.1 M |
| California Community Foundation | \$131.2 M |
| Eli & Edythe Broad Foundation | \$120.7 M |
| The California Endowment | \$116.3 M |
| Wells Fargo Foundation | \$107.5 M |

³ Data for Los Angeles is for Los Angeles County; San Francisco Bay Area reflects the metropolitan statistical area of San Francisco, Oakland and Fremont; it includes the counties of Alameda, Contra Costa, Marin, San Francisco, and San Mateo.

⁴ The J. Paul Getty Trust is an operating foundation that includes the Getty Conservation Institute, Getty Foundation, J.Paul Getty Museum, and Getty Research Institute.

GRANTMAKING IN FOCUS⁵

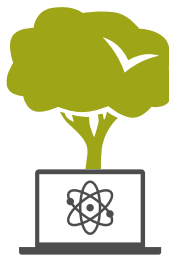
Education was the top funding area and has been since 2005; previously Health held the top spot for foundation grant dollars with the introduction of a number of large, health-focused foundations created from the conversion of nonprofit healthcare organizations. Human Services received 25% of grants but only 11% of grant dollars, reflecting the smaller size of grants that are targeted to small and mid-sized human service nonprofits.



DID YOU KNOW?



Foundations devote most of their grantmaking dollars (51%) to programs as well as to general operating support (24%) and research (17%).



As a percentage of their total giving, California foundations gave 2.5 times as much to Science and Technology as foundations nationally, and three times as much to the Environment.



80% (over \$5 billion) of giving by California foundations went to nonprofits in the state. Over \$1 billion in grants received by California nonprofits came from foundations outside the state.

⁵ All figures in the Grantmaking in Focus section are based on The Foundation Center grants sample (circa 2011), which includes all the grants of \$10,000 or more awarded to organizations by a sample of 1,122 larger U.S. foundations. For community foundations, only discretionary grants are included. Grants to individuals are not included.

