

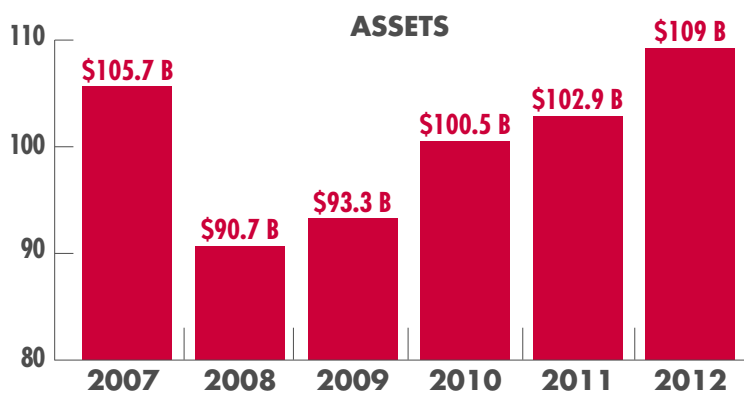
California FOUNDATIONS: A SNAPSHOT



FOUNDATIONS IN FOCUS ¹


In **2012, 7,749** foundations called California home, nearly one out of every ten foundations in the U.S. They held assets of **\$109 billion** – about 15% of all U.S. foundation assets – and accounted for **\$6.9 billion** in giving – 14% of the grantmaking dollars of all U.S. foundations. Ten of the largest 50 foundations in terms of assets and giving were located in California.

California foundations continue to climb their way out of the Great Recession with total inflation-adjusted assets still below their pre-recession levels at **\$99.8 billion** and total inflation-adjusted giving below their 2008 levels at **\$6.3 billion**.




Most of California's foundations are young, having been established in the last 25 years.²

Community foundations play a distinctive role, largely fueled by the popularity of donor-advised funds and the trend toward "giving while living."



72%
OF ALL CA
FOUNDATIONS



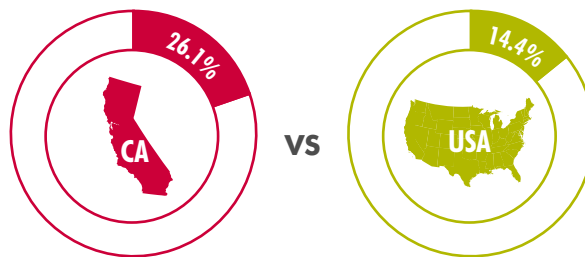
41%
OF ALL CA
FOUNDATION
ASSETS



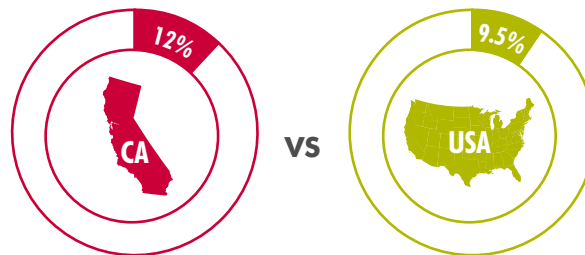
54%
OF ALL CA
FOUNDATION
GIVING

Five of the largest 25 community foundations in the U.S. by assets and giving are based in California, including the largest community foundation in the country: the Silicon Valley Community Foundation.

% Of Gifts Received by Foundations that Went to Community Foundations



% Of Foundation Giving Made by Community Foundations



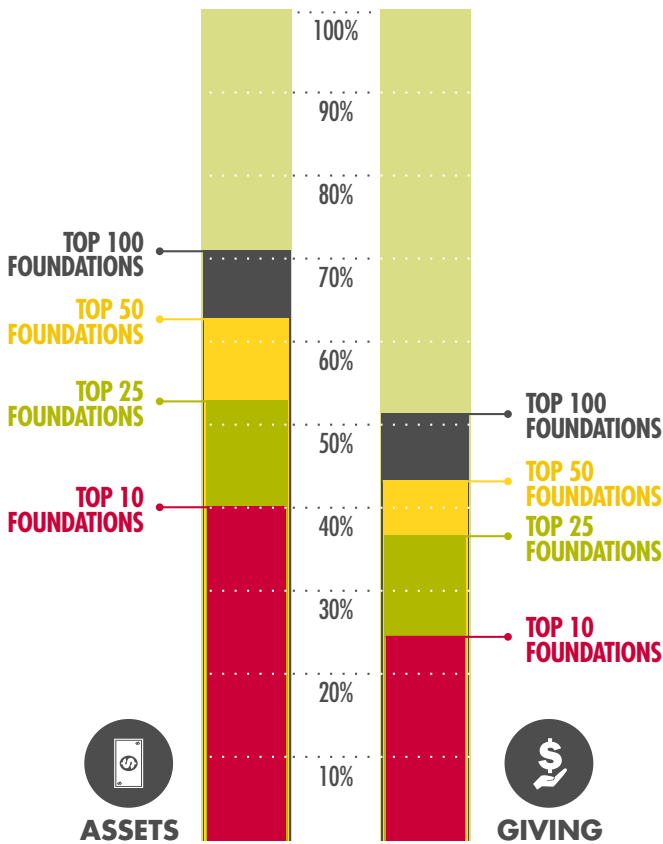
¹ Fiscal data is based on The Foundation Center's grantmaking database (circa 2012), which includes all independent and family, corporate, community and operating foundations that reported giving. Inflation adjusted data where indicated is in 2007 dollars.

² Based on The Foundation Center's survey of grantmaking foundations with at least \$1 million in assets or making grants of \$100,000 or more in 2011-2012.



A handful of the largest foundations in the state hold the great majority of foundation assets and are responsible for most foundation giving in California.

Over half of the state's foundations and two-thirds of foundation assets and giving are located in Los Angeles County and the San Francisco Bay Area.³



TOP CALIFORNIA FOUNDATIONS

BY TOTAL ASSETS

J. Paul Getty Trust ⁴	\$ 10.50B
The William and Flora Hewlett Foundation	\$ 7.74 B
The David and Lucile Packard Foundation	\$ 6.30 B
Gordon and Betty Moore Foundation	\$ 5.70 B
The California Endowment	\$ 3.66 B
Silicon Valley Community Foundation	\$ 2.90 B
Conrad N. Hilton Foundation	\$ 2.23 B
The James Irvine Foundation	\$ 1.68 B
Eli & Edythe Broad Foundation	\$ 1.66 B
Annenberg Foundation	\$ 1.62 B

BY TOTAL GIVING

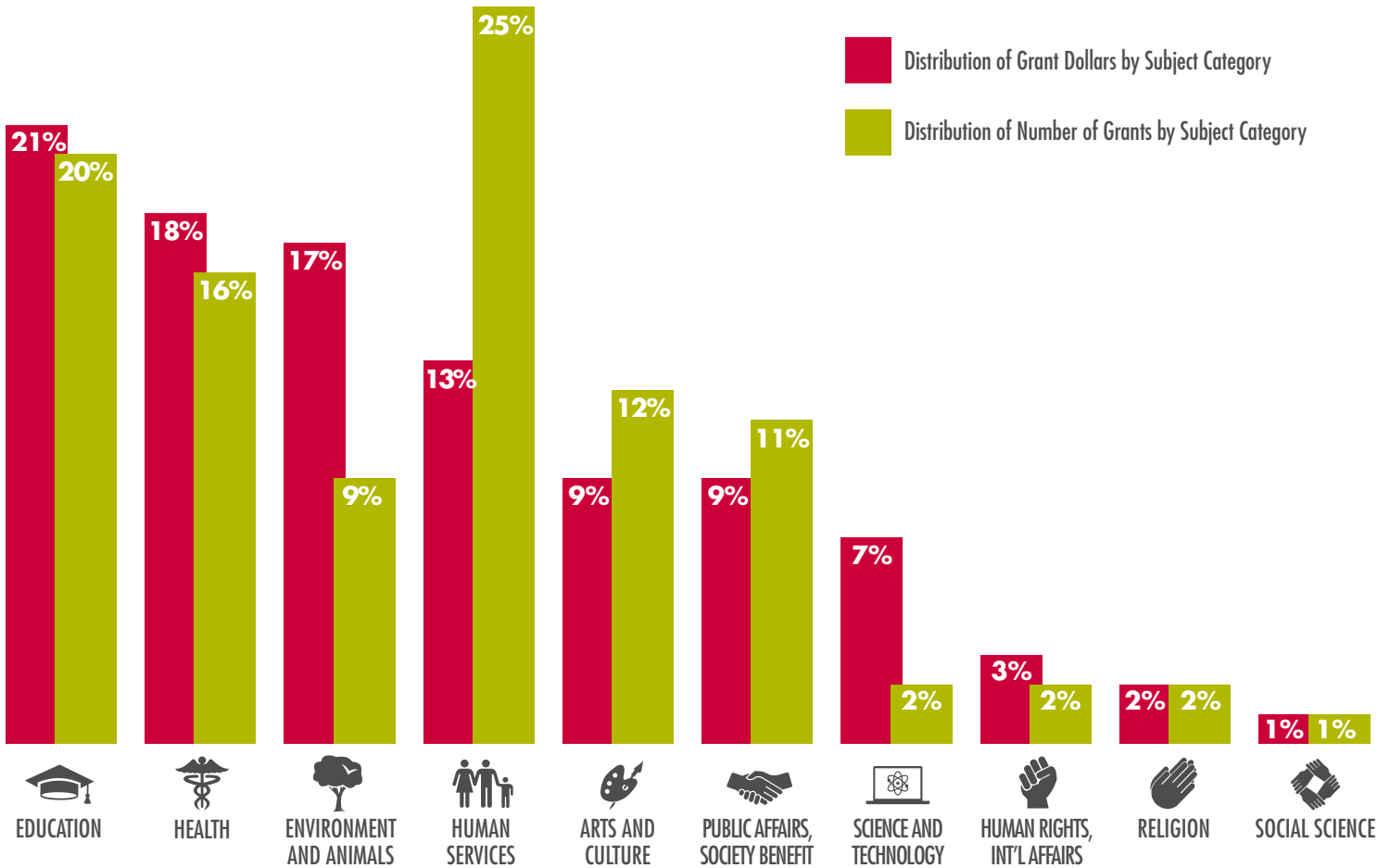
Genentech Access to Care Foundation	\$665.6 M
The William and Flora Hewlett Foundation	\$ 381.2 M
Silicon Valley Community Foundation	\$294.0 M
The David and Lucile Packard Foundation	\$256.1 M
Gordon and Betty Moore Foundation	\$233.0 M
Wells Fargo Foundation	\$ 217.7 M
California Community Foundation	\$ 164.4 M
Eli & Edythe Broad Foundation	\$ 153.4 M
The California Endowment	\$ 116.3 M
Annenberg Foundation	\$ 104.8 M

³ Data for Los Angeles is for Los Angeles County; San Francisco Bay Area reflects the metropolitan statistical area of San Francisco, Oakland and Fremont; it includes the counties of Alameda, Contra Costa, Marin, San Francisco, and San Mateo.

⁴ The J. Paul Getty Trust is an operating foundation that includes the Getty Conservation Institute, Getty Foundation, J.Paul Getty Museum, and Getty Research Institute.

GRANTMAKING IN FOCUS ⁵


Education continues to be the top funding priority in California and has been since 2005; previously health held the top spot for foundation grant dollars with the introduction of large, health-focused foundations created from the conversion of nonprofit healthcare organizations. Human services receive 25% of grants, but only 13% of grant dollars, reflecting the smaller size of grants that target small and mid-sized human service nonprofits.



DID YOU KNOW?



Foundations devote almost half of their grantmaking dollars (45.5%) to programs and about a quarter to general operating support (23.1%).



The environment and science and technology are two important priorities for California foundations, accounting for a quarter of all their grant dollars, 2.5 times the national percentage.



California nonprofits received over \$5.4 billion from California foundations and another \$1 billion in grants from foundations out of state.

⁵ All figures in the Grantmaking in Focus section are based on The Foundation Center grants sample (circa 2012), which includes grants of \$10,000 or more awarded to organizations by a sample of 1,122 larger U.S. foundations. For community foundations, only discretionary grants are included. Grants to individuals are not included in the file.